



# **Cataract Theatre Skills**

Module 1 Cataract Surgery & History

# Welcome to Cataract Surgery & History



- ◉ Warren Howell
- ◉ Trainer & Sales in Ophthalmology for 20 Years
- ◉ Please ask questions!
- ◉ Email

[warren@medsalesacademy.co.uk](mailto:warren@medsalesacademy.co.uk)

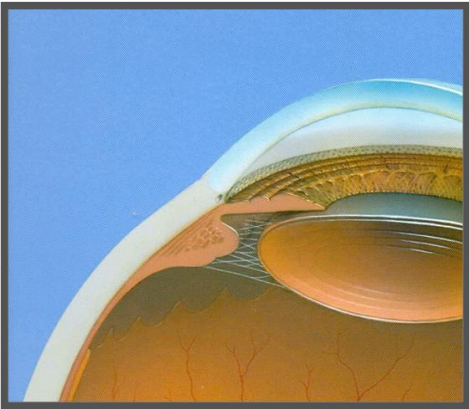


# Today we will learn

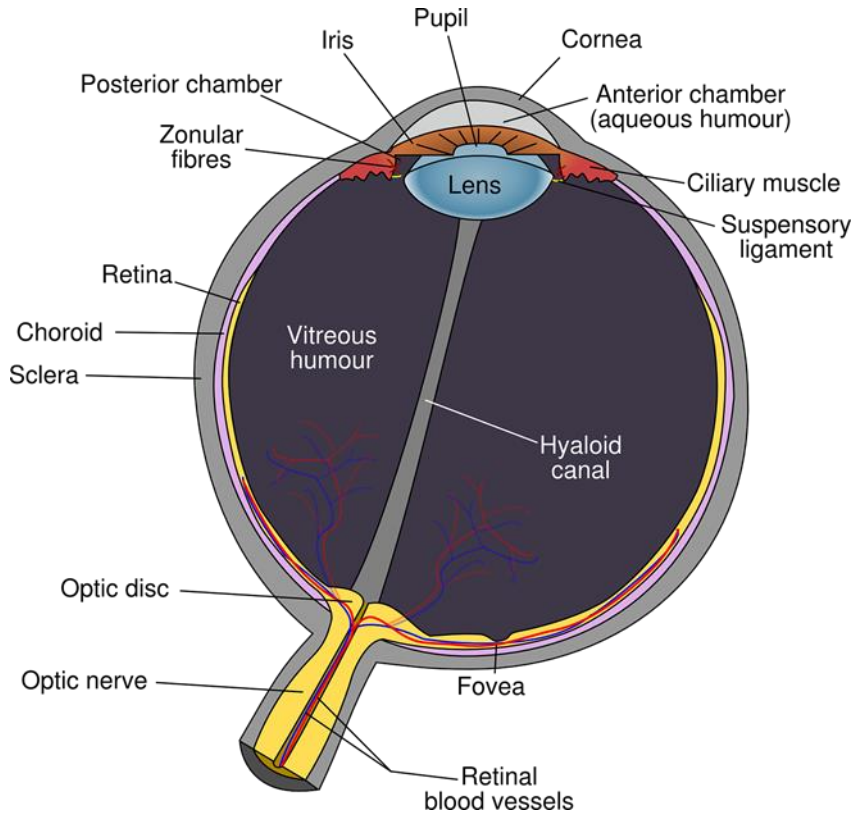


- ◉ What is a cataract?
- ◉ What are the causes and symptoms?
- ◉ Classification
- ◉ History
- ◉ Treatment

# Anatomy & Physiology of the Eye



- Cornea
- Anterior Chamber
- Cortex
- Nucleus
- Zonules



# What is a cataract?



- Taken from the Greek word Cataract -Waterfall
- First described as like 'a waterfall' hence cataract
- Meaning an opacity of the human crystalline lenses.
- 95% of people over 65 will suffer from it, to some degree
- It is the number one, cause of treatable blindness Worldwide
- Estimated 10 million Cataract operations performed Globally in 2019



# Question Time



# Causes of a cataract?

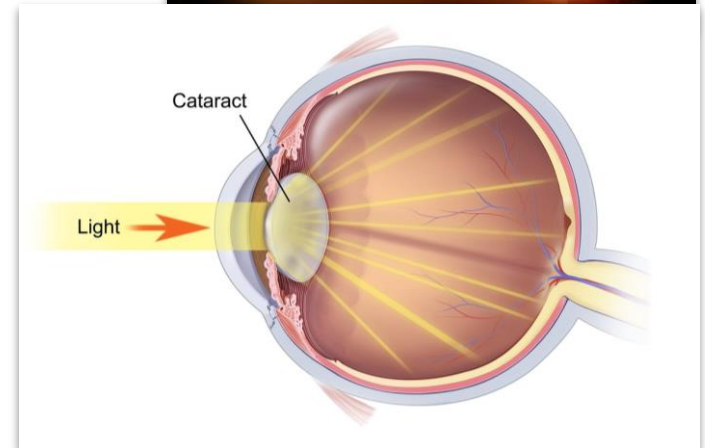


- Old Age as we age the human crystalline lens begins to become more cloudy which causes an opacity of the lens
- 95% of people over 65 will suffer from cataracts to varying degrees.
- **Trauma** - Blow to the eye.  
Penetrating injury
- **Disease** or Infection  
(Diabetes, Rubella)
- **Toxicity** - Steroids,  
Exposure to UV light
- **Congenital**



# Symptoms of a cataract

- ◉ Cloudy/milky, blurred or fuzzy vision
- ◉ Causing a 'blocking' of light to the retina
- ◉ Changes in colour perception
- ◉ Glare or Halo – especially noticeable when driving at night
- ◉ Squinting
- ◉ Headaches especially from bright light





# Question Time



# Classification of a cataracts

- There are three main types of cataract
- **Nuclear Sclerotic** - the most common affecting the central nuclear region
- **Cortical** - affecting the softer cortex region
- **Posterior Subcapsular** - affecting the back surface of the crystalline lens



Nuclear Cataract



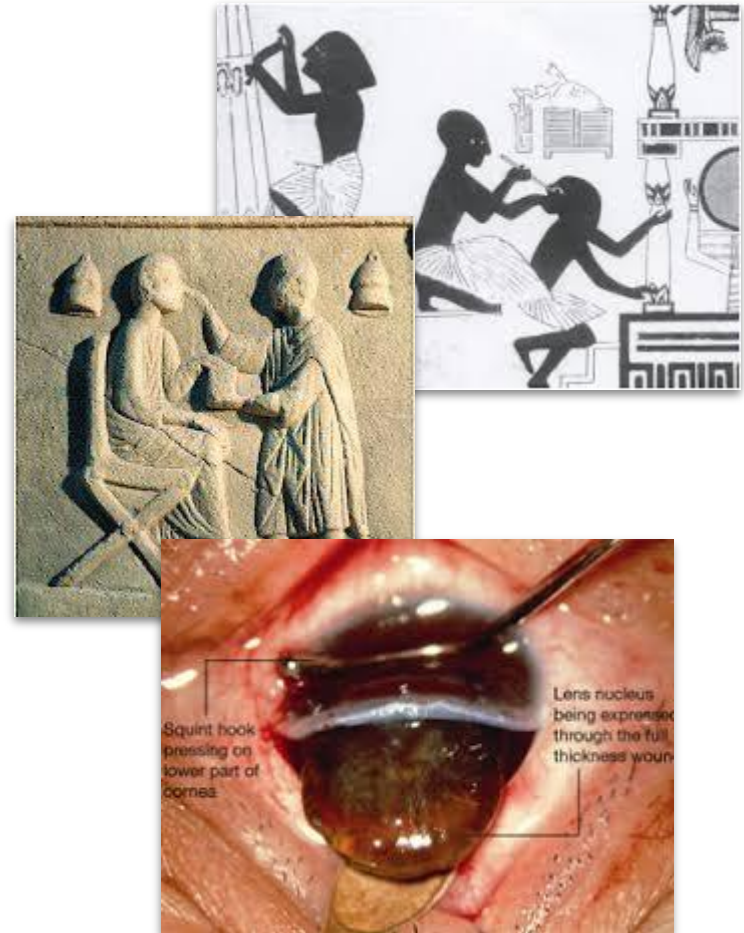
Cortical Cataract



Posterior Capsular  
Cataract

# History

- ◉ The Ancient Egyptians - Romans Couching the lens
- ◉ Sir Harold Ridley - Intraocular Lens Implants 1951
- ◉ Intracapsular (ICCE) & Extracapsular removal (ECCE)
- ◉ Charles Kelman - Ultrasound 1967 - Phacoemulsification (Phaco)



# Treatment



- The only treatment currently available is surgical removal of the crystalline lens
- The most popular method for removal is Phacoemulsification using Ultrasound
- In a small amount of cases an Extra Capsular (ECCE) type of removal is needed
- 414,000 Cataract removal procedures were performed in the UK in 2017-18



# Question Time



# Today we have learnt



- ◉ What is a cataract?
- ◉ What are the causes and symptoms?
- ◉ Classification
- ◉ History
- ◉ Treatment

# Thank-you



- ◉ We hope this session was useful
- ◉ Please send us your questions
- ◉ [warren@medsalesacademy.co.uk](mailto:warren@medsalesacademy.co.uk)
- ◉ See you on the next module
  - **Referral & PreOp Visit**